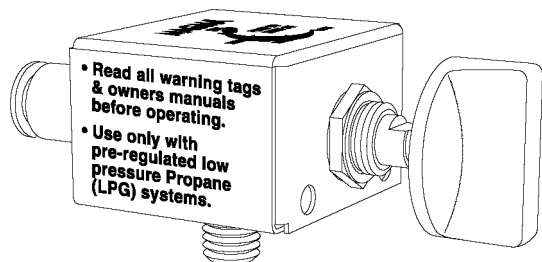


**For "Catalina" Gourmet Series Grills
Type 3 - Medium Output**

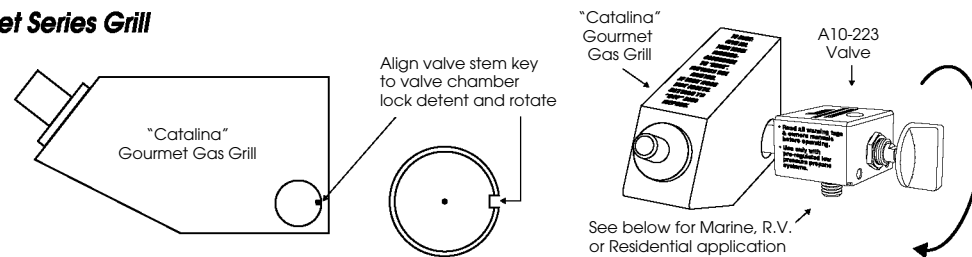


FOR PRE-REGULATED LOW PRESSURE LPG SYSTEMS, THIS BRASS CONTROL VALVE IS DESIGNED TO ALLOW USE OF ALL MAGMA GRILLS IN RESIDENTIAL, MARINE, AND R.V. LPG APPLICATIONS. IT IS DESIGNED TO TAP INTO THE LOW PRESSURE SIDE OF THE REGULATOR.

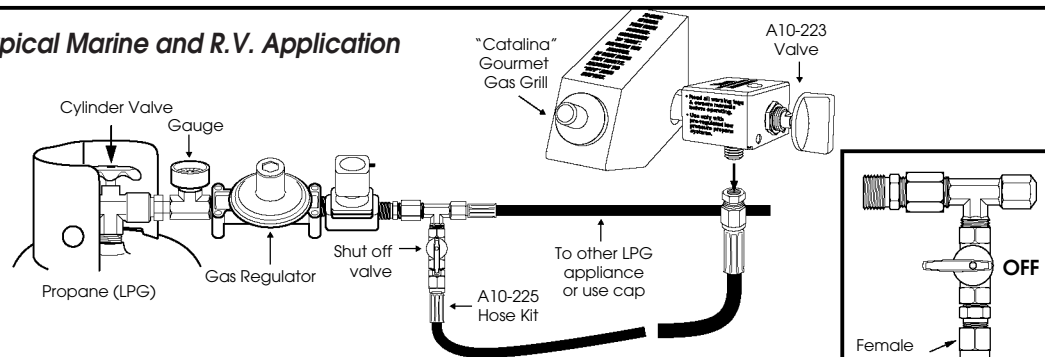
***USE WITH MAGMA A10-225 LPG HOSE KIT (Sold Separately).**

Nominal Operating Pressure
11" Water Column (0.4 PSI).
Nominal Gas Consumption
12,500 BTU.

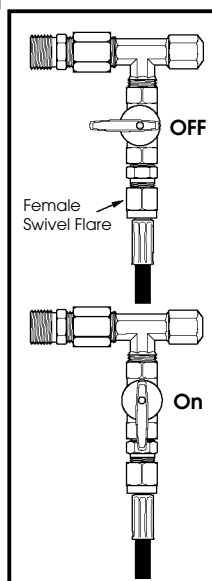
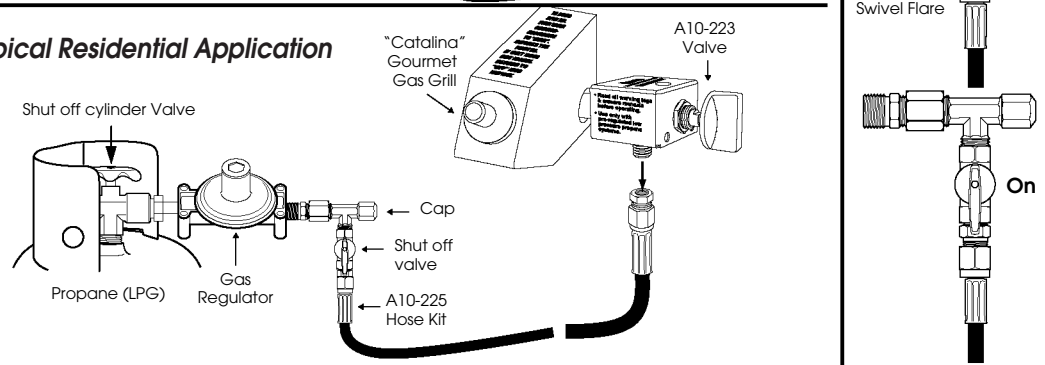
Gourmet Series Grill



Typical Marine and R.V. Application



Typical Residential Application



Safety Instructions for A10-223 Low Pressure LPG Control Valve

- Use this valve only in conjunction with Magma A10-225 hose kit. Use of other hose, valves or fittings may result in damage or injury.
- Read all warning labels on grill, valve and instruction sheets supplied with the products. Read complete GRILL "OWNERS MANUAL" before attempting to install or operate.
- A primary shutoff valve (supplied with A10-225 hose kit) must be used in conjunction with this control valve at the point of connection into your system. This allows for shut off of the gas supply to the hose leading to the grill.
- Always check for leaks with a soap suds solution before attempting to light the grill.

WARNING: NEVER USE A FLAME TO CHECK FOR GAS LEAKS!

