


I. Windlasses



Pro-Series + Pro-Fish Horizontal Windlasses

The Pro-Series Windlass is the ideal horizontal unit for on-deck installation. A beautiful stainless steel case combines robustness and strength. On the Pro-Fish edition, the automatic freefall mechanism means access to the windlass is not required to drop or retrieve anchor. The gypsy has been specially designed to suit leaded lines up to 16mm in diameter and an optimised control arm. The new Pro-Guard plate prevents the rope from jumping out of the windlass or snagging during operation.

- All stainless design
- Automatic freefall mechanism (Pro-Fish only)
- Manual emergency recovery equipped – all you need is a common 1/2" socket wrench
- Maximum pulling power: 320kg (700 lb) for the 700 and 454kg (1,000 lb) for the 1000
- 5-year warranty
- For boats up to 12m (38ft)
- Free Fall conversion kits
- DIY ready



Pro-Fish Features

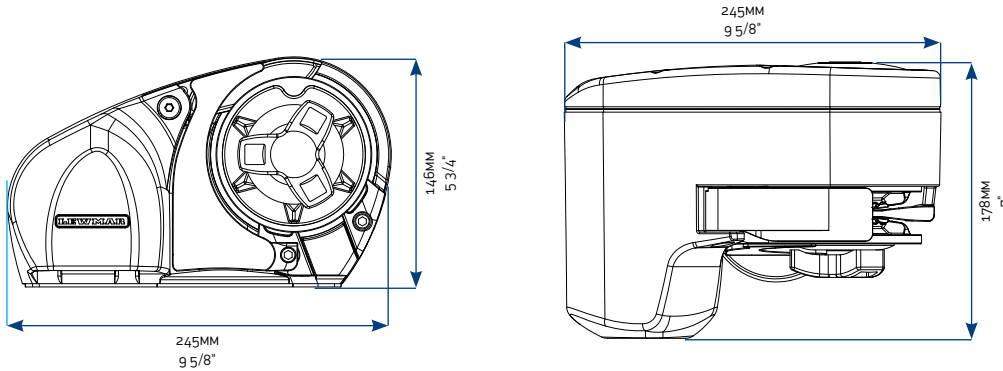
- Redesigned control arm features higher spring tension and modified profile to improve performance
- Closed cell neoprene gasket protects internals
- Unique Pro-Guard feature prevents rope jump and snags
- New gypsy designed specifically for up to 16mm leaded anchor rodes

Pro-Series/Fish Specifications

MODEL	MAX. CHAIN		MOTOR SUPPLY VOLTAGE	MOTOR POWER WATT	MAXIMUM PULL		WORKING LOAD LIMIT		MAXIMUM LINE SPEED		NORMAL CURRENT DRAW AMP	CIRCUIT BREAKER AMP	WEIGHT	
	MM	IN			KG	LB	KG	LB	M/MIN	FT/MIN			KG	LB
PRO-SERIES 700	7	1/4	12	500	320	700	79	175	32	105	35	50	8.5	19
PRO-SERIES 1000	8	5/16	12	700	454	1000	114	250	32	105	50	70	9.5	21
PRO-FISH 700	7	1/4	12	500	320	700	79	175	32	105	35	50	8.5	19
PRO-FISH 1000	8	5/16	12	700	454	1000	114	250	32	105	50	70	9.5	21

Pro-Series + Pro-Fish Horizontal Windlasses

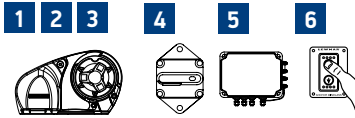
Dimensions Diagram



Pro-Series Kit

PART NO.	DESCRIPTION	GYPSY SPECIFICATIONS	
		CHAIN	ROPE
6656011967-310	PRO-SERIES 700 KIT	6MM DIN 766, 7MM DIN 766, 1/4" ISO G4, 1/4" BBB	12MM (1/2") 3-STRAND AND 8-PLAIT
6657011967-311	PRO-SERIES 1000, 6-7MM (1/4") KIT	6MM DIN 766, 7MM DIN 766, 1/4" ISO G4, 1/4" BBB	12MM (1/2") 3-STRAND AND 8-PLAIT
6657011198-311	PRO-SERIES 1000, 8MM (5/16") KIT	8MM DIN 766, 5/16" BBB, 8MM ISO 4565	14-16MM (9/16-5/8") 3-STRAND AND 8-PLAIT (5/8 ONLY)
6657011108-102	PRO-SERIES 1000, 5/16" G40 KIT (US ONLY)	5/16" G40	14-16MM (9/16-5/8") 3-STRAND AND 8-PLAIT (5/8 ONLY)

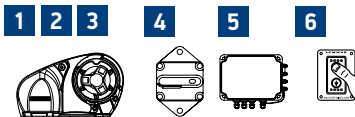
Kits include: Windlass, base gasket seal, fast-mounting studs, installation wrench, circuit breaker, dual-direction solenoid and rocker switch.



Pro-Fish Windlass Kit

PART NO.	DESCRIPTION	GYPSY SPECIFICATIONS	
		CHAIN	ROPE
6656211967-310	PRO-FISH 700 KIT	6MM DIN 766, 7MM DIN 766, 1/4" ISO G4, 1/4" BBB	12MM (1/2") 3-STRAND AND 8-PLAIT
6656411198-311	PRO-FISH 1000 KIT	8MM DIN 766, 5/16" BBB, 8MM ISO 4565	14-16MM (9/16-5/8") 3-STRAND AND 8-PLAIT (5/8 ONLY)
6656411199-311	PRO-FISH PB	14-16MM (9/16-5/8") LEAD-CORE LINE	
6657011108-102	PRO-SERIES 1000, 5/16" G40 KIT (US ONLY)	5/16" G40	14-16MM (9/16-5/8") 3-STRAND AND 8-PLAIT (5/8 ONLY)

Kits include: Windlass, base gasket seal, fast-mounting studs, installation wrench, circuit breaker, dual-direction solenoid and rocker switch



7 Optional Accessories

Pro-Fish Conversion Kit

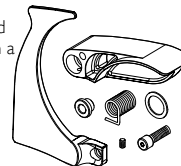
Converts Pro-Series to Pro-Fish



PART NO.	DESCRIPTION
66000616	CONVERSION KIT

Pro-Series/Fish Rope Guard and Control Arm Upgrade Kit

Compatible with all versions of Pro-Series and Pro-Fish units. However, windlasses fitted with a Ø118mm RC860 gypsy will need to replace the gypsy.



PART NO.	DESCRIPTION
66000766	PRO-SERIES/FISH ROPE GUARD AND CONTROL ARM UPGRADE KIT

Pro-Fish PB Leaded Rope Gypsy Kit

Suits 14-16mm lead-core line

PART NO.	DESCRIPTION
66000768	PRO-FISH PB GYPSY KIT