17-278-167 rev. 02

50/200 kHz – A (50 kHz)

Power rating: 600 Wrms @ 2% duty cycle
44mm (1.75") PZT
Active Area: 15.5cm²
Layered Plastic Urethane Window

Beamwidth:

-3dB:	45°
-6dB:	69°
-10dB:	94°

Directivity Index:	13.6
Frequency Tolerance:	±2kHz
Peak TVR(1), nominal:	151dB
Peak TVR(1), minimum:	149dB
Q (transmit):	21
Peak Source Level(4):	205dB
Peak RVR(2), nominal:	-179dB
Peak Figure of Merit(3):	-35dB

Notes:

(1) dB re 1 µPa per volt at 1 meter
(2) dB re 1 volt per µPa
(3) sum of transmitting voltage response and receiving voltage response
(4) Nominal peak TVR, rated power, and no cavitation

Transmit Radiation Pattern

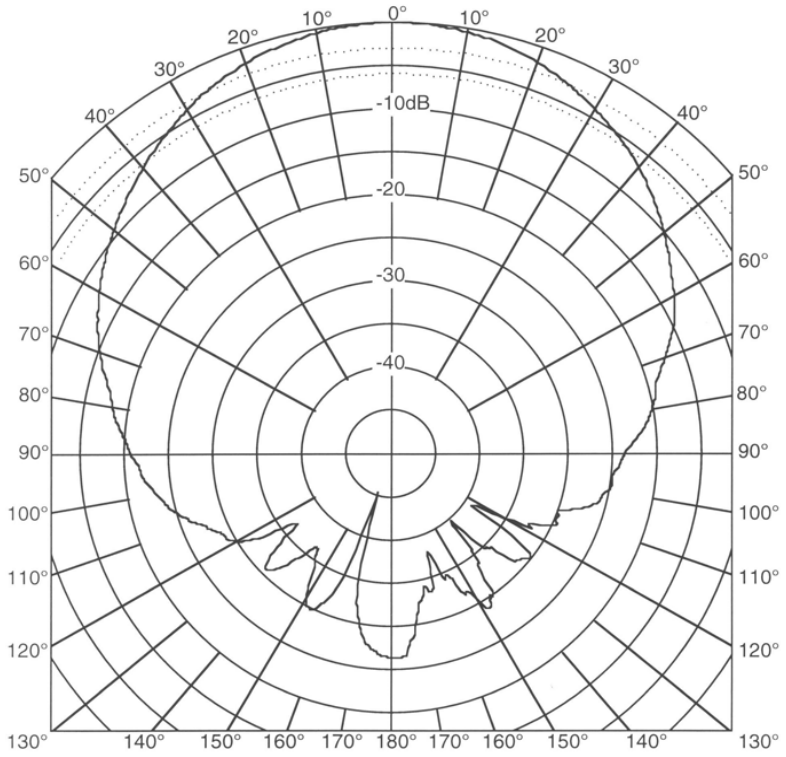

Acoustic Data: td file 6:Stored Data:50/200A (50):Urethane/ABS:980329-01:Test#1:02Sens
Pattern Data: td file 6:Stored Data:50/200A (50):Urethane/ABS:98NR110902:Test#1:06Direct

TVR

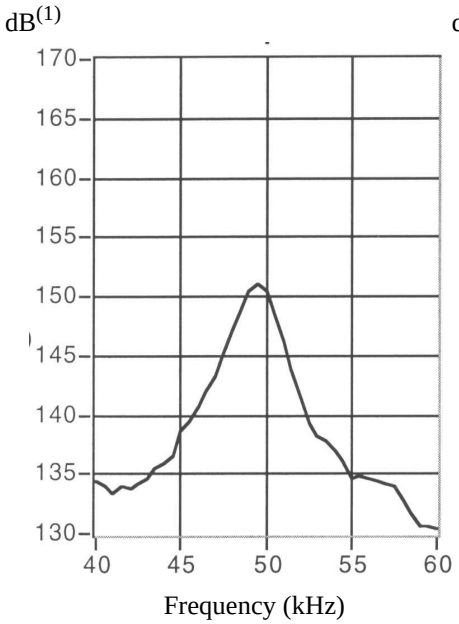

RVR

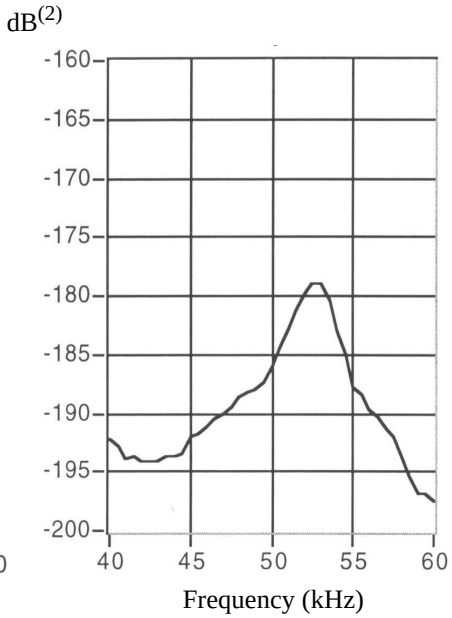

Figure of Merit

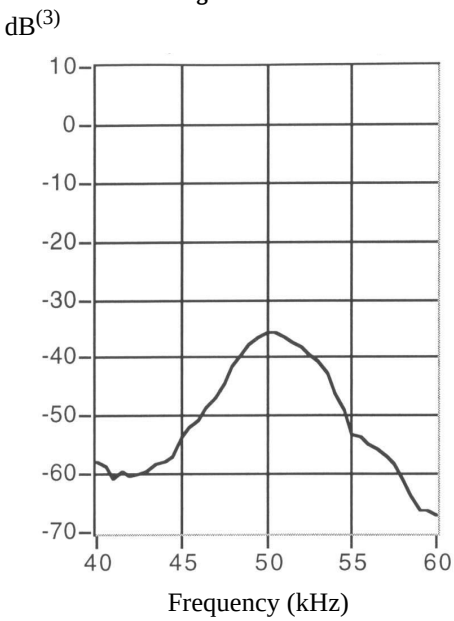

AIRMAR® TECHNOLOGY CORPORATION

Tel: 603.673.9570 ▪ Fax: 603.673.4624 ▪ www.airmar.com

17-278-167 rev. 02

50/200 kHz – A (50kHz)

44mm (1.75")

Cable Type: C2
Cable Length: 7.6m (25.0')

Impedance Data

	Balanced	*Unbalanced*
Parallel: Rp.	300ohms-20%,+40%	300ohms-20%,+40%
Parallel: Cp. (nominal)	2000pF	3000pF
Series [R – jX] (nominal)	310 – j25 ohms	295 – j41 ohms
1 kHz Capacitance	2430pF±20%	3470pF±20%

Unbalanced Impedance

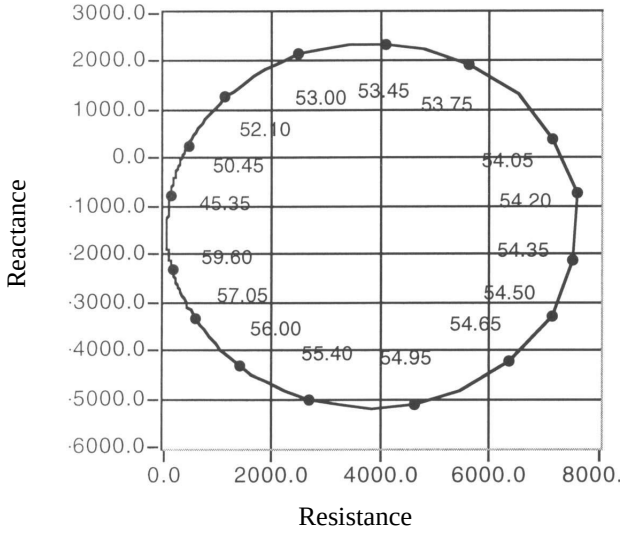

Unbalanced Admittance

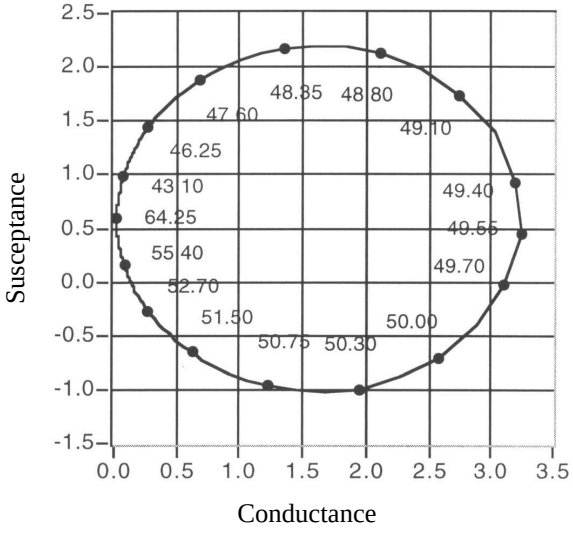

Balanced Impedance

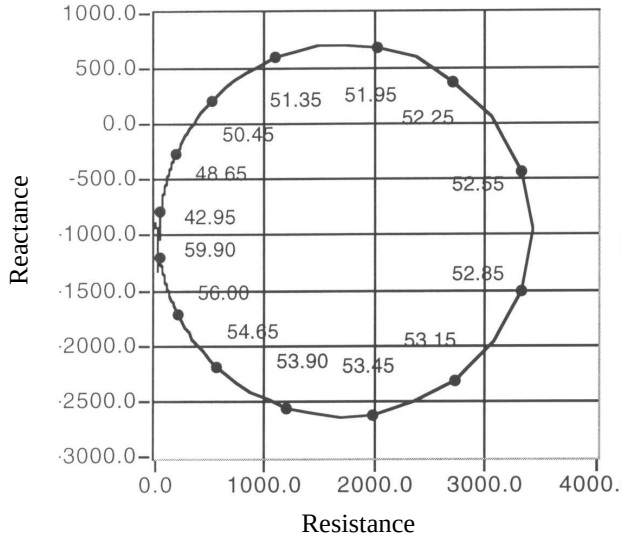

Balanced Admittance

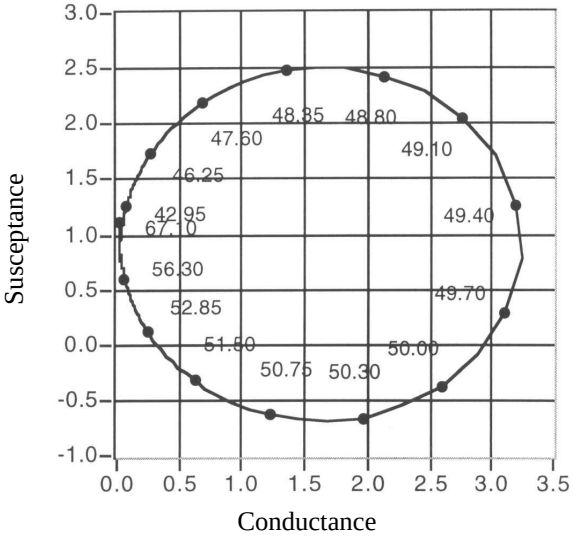

AIRMAR® TECHNOLOGY CORPORATION

Tel: 603.673.9570 ▪ Fax: 603.673.4624 ▪ www.airmar.com

17-278-168 rev. 02

50/200 kHz – A (200 kHz)

Power rating: 600 Wrms @ 2% duty cycle
44mm (1.75") PZT
Active Area: 15.5cm²
Layered Plastic Urethane Window

Beamwidth:

-3dB:	11°
-6dB:	16°
-10dB:	21°

Directivity Index:	25.6
Frequency Tolerance:	±4kHz
Peak TVR(1), nominal:	164dB
Peak TVR(1), minimum:	162dB
Q (transmit):	36
Peak Source Level(4):	217dB
Peak RVR(2), nominal:	-185dB
Peak Figure of Merit(3):	-22dB

Notes:

(1) dB re 1 µPa per volt at 1 meter
(2) dB re 1 volt per µPa
(3) sum of transmitting voltage response and receiving voltage response
(4) Nominal peak TVR, rated power, and no cavitation

Transmit Radiation Pattern

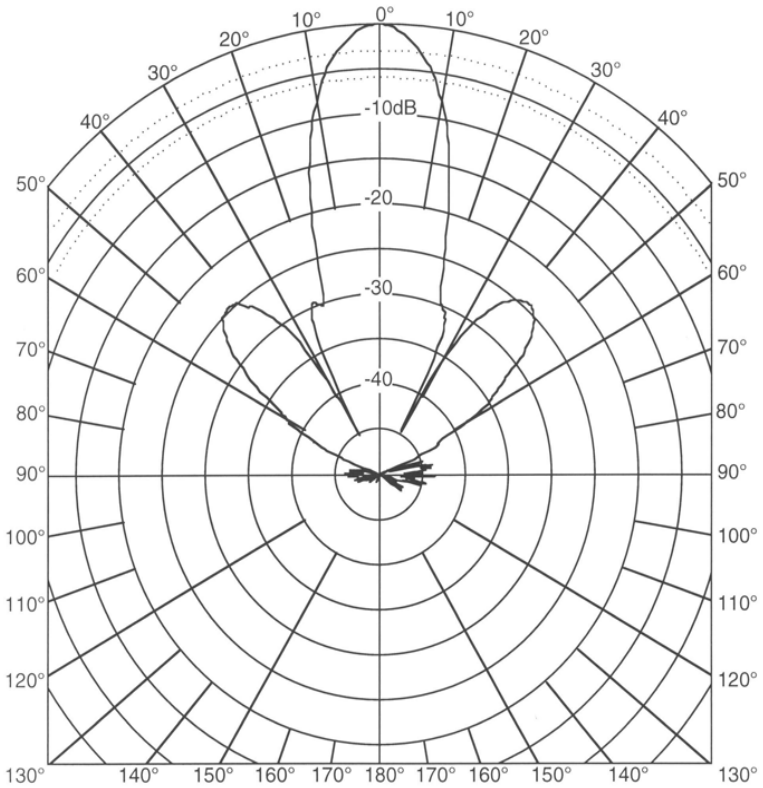

Acoustic Data: td file 6:Stored Data:50/200A (200):Urethane/ABS:98NR110401:Test#1:02Sens
Pattern Data: td file 6:Stored Data:50/200A (200):Urethane/ABS:98NR110401:Test#1:06Direct

TVR

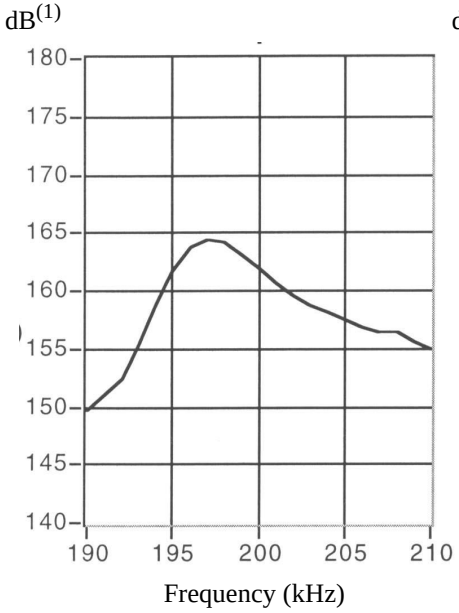

RVR

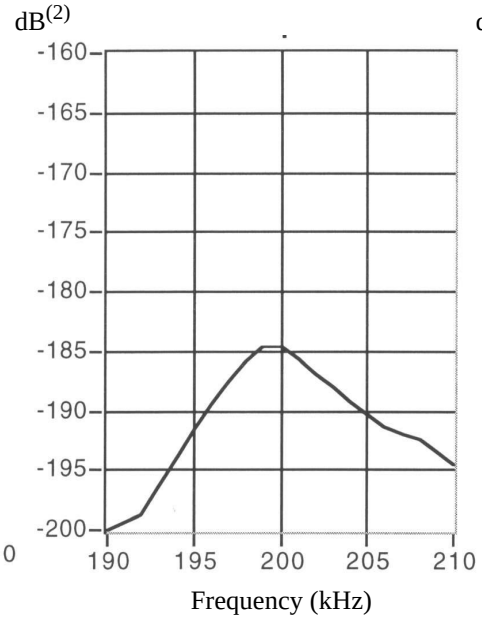

Figure of Merit

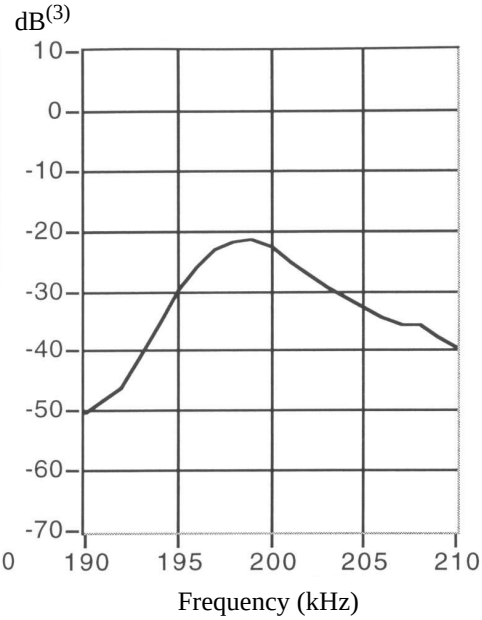

AIRMAR® TECHNOLOGY CORPORATION

Tel: 603.673.9570 ▪ Fax: 603.673.4624 ▪ www.airmar.com

17-278-168 rev. 02

50/200 kHz – A (200 kHz)

44mm (1.75") PZT

Cable Type: C172
Cable Length: 7.6m (25.0')

Impedance Data		
	Balanced	*Unbalanced*
Parallel: Rp.	340ohms-20%,+40%	340ohms-20%,+40%
Parallel: Cp. (nominal)	1180pF	2430pF
Series [R – jX] (nominal)	300 – j30 ohms	235 – j50 ohms
1 kHz Capacitance	2430pF±20%	3460 pF±20%

Unbalanced Impedance

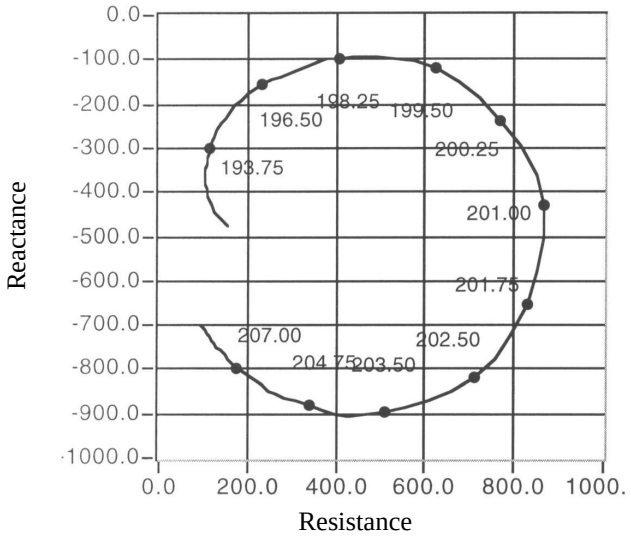

Unbalanced Admittance

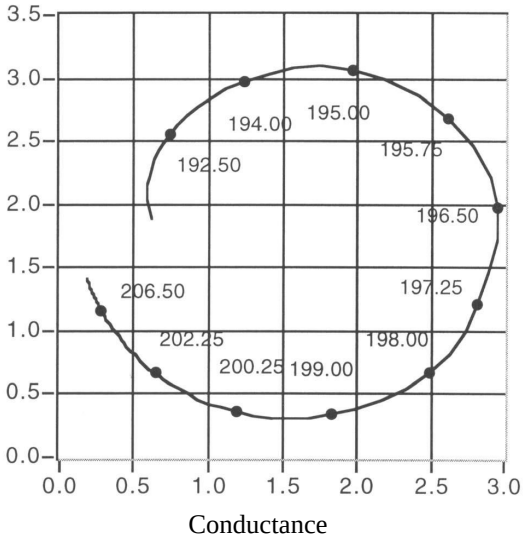

Balanced Impedance

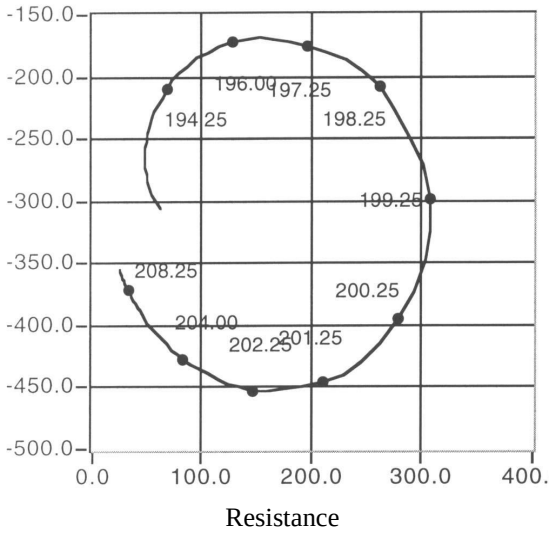

Balanced Admittance

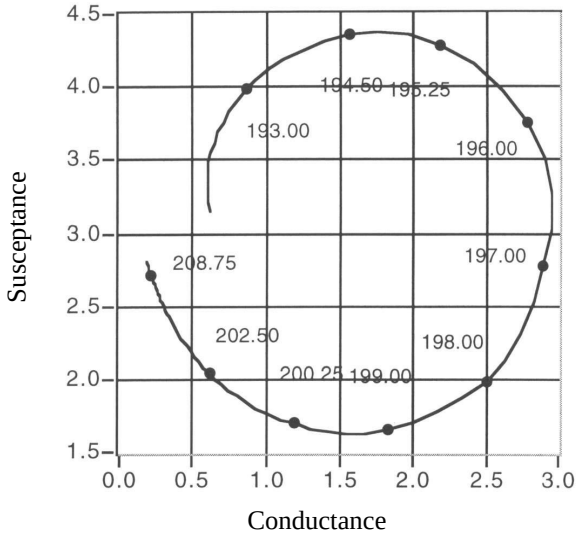

AIRMAR® TECHNOLOGY CORPORATION
Tel: 603.673.9570 ▪ Fax: 603.673.4624 ▪ www.airmar.com