

sikkens

Cetol® Marine



Enjoy the Simplicity
MARINE WOOD CARE PRODUCTS

Cetol® Marine

Cetol® Marine Light

NEW
COLOR

Cetol® Marine Natural Teak

Cetol® Marine Gloss


How is Cetol® Marine different?

Cetol Marine is a unique formula based on alkyd resins and contains synthetic transparent iron oxide pigments, which shields wood against sunlight. This effectively protects the wood's lignin, a key component in the strength of wood, which is degraded by exposure to UV rays. It is these pigments that give Cetol Marine its attractive appearance.

Cetol Marine durable surface film protects the wood from the elements and the harsh marine environment. It has excellent weathering properties and, more importantly, it is flexible. This characteristic allows for the natural expansion and contraction of wood.

Cetol Marine is also microporous, which allows wood to breathe. This helps to keep moisture content of wood stable, as it allows it to escape, preventing blistering. This allows Cetol Marine to be applied to wood with a higher moisture content (up to 18%) compared to varnish.

Cetol Marine is formulated to a lower viscosity than most wood finishes. This allows excellent wood penetration, easy and rapid application of coats and superb flow and leveling, preventing the need for sanding between coats. This, combined with its quick drying, makes it a really easy to use. Cetol Marine is formulated for use on all marine woods, and is particularly suitable for tropical hardwoods like teak.



Next Wave™ Technology

Next Wave technology is the next generation of Cetol Marine from Sikkens with a unique UV-absorbing package, which is specialty resins and advanced UV absorbers that provide greater protection, durability and longevity. This unique UV-absorbing package acts like a sunscreen to protect wood by deflecting the damaging effects of the sun's UV rays. Sikkens Cetol Marine Natural Teak is the first offering from Sikkens to include this Next Wave technology.

Next Wave Technology –

- Unique UV-absorbing package
- Specialty resins and advanced UV absorbers
- Absorbs UV rays on contact
- Extends the longevity of the finish
- Enhances color retention and prolongs clarity
- Protects the natural grain of wood





Cetol® Marine Natural Teak



Is a durable satin, translucent protective wood finish for use above the waterline on interior and exterior wood.

Cetol Marine Natural Teak provides a flexible, breathable finish along with weather protection. Cetol Marine Natural Teak is a rich golden color that will enhance the natural beauty and grain of wood, offering the traditional classic look that every boat owner loves. It is formulated with the same ease of application and maintenance that all Cetol Marine products are known for but with Next Wave UV-absorbing technology which is specialty resins and advanced UV absorbers that provide greater protection, durability and longevity.



Cetol® Marine

Is a durable satin, translucent protective wood finish for use above the waterline on interior and exterior wood. Cetol Marine provides a flexible, breathable finish along with weather protection. It is formulated with a special alkyd resin and high quality synthetic UV-absorbing pigments which shields wood against damaging UV rays and produces an attractive dark amber appearance on wood.



Cetol® Marine Light

Is a durable satin, translucent protective wood finish for use above the waterline on interior and exterior wood. Cetol Marine provides a flexible, breathable finish along with weather protection. It is formulated with a special alkyd resin and high quality synthetic UV-absorbing pigments which shields wood against damaging UV rays. Cetol Marine Light is identical to the Cetol Marine but formulated with different pigments to produce a lighter amber appearance on wood.



Cetol® Marine Gloss

Is a durable clear gloss protective wood finish, developed as a topcoat for Cetol Marine, Cetol Marine Light and now Cetol Marine Natural Teak. Cetol Marine Gloss provides a high gloss, hard wearing, UV protection and an easy-to-clean finish. It can be used where a gloss appearance is preferred on top of Cetol Marine, Cetol Marine Light or Cetol Marine Natural Teak. Do not use on decks.

Where to Use

Cetol Marine, Marine Light, Marine Natural Teak and Marine Gloss can be used on exterior and interior hardwood varieties such as teak, mahogany and oak. Only apply Cetol products above the waterline.

Boat Decks

Boat decks are subjected to damage caused by direct exposure to harsh ultraviolet rays, high moisture levels, standing water and extreme temperature changes. In addition, boat decks experience further damage caused by heavy foot traffic, movement of gear and chafing by lines. Therefore, it is essential to inspect decks regularly for signs of excessive wear and peeling. To repair, sand any problem areas to bare wood with 180-220 grit sandpaper and apply 3 coats of Cetol as per the application instructions.



Railing, Trim and Masts

In general, the trim, mast, railings and other exterior wood areas should be maintained annually. Check these areas occasionally for signs of moisture entry through unsealed or uncaulked endgrains. Remedy the situation by either sealing these endgrains with Cetol or assuring the area is well sealed and caulked with a high quality polyurethane or polysulfide caulking.



Surface Preparation Procedures

New Exterior/Interior Wood:

1. Wipe the wood with Interlux® Special Thinner 216 to remove any natural surface oils and contaminants. Once dry, sand surface with 180-220 grit sandpaper; always sand along the length of the grain.
 2. Remove all sanding dust by vacuuming the surface.
 3. Wipe the surface with Interlux Special Thinner 216 and allow to dry before applying Cetol products.
- Note:** If the wood is exposed for more than 24 hours, clean the surface again with Interlux Special Thinner 216 in order to remove any surface contaminants.

Exterior/Interior – Previously Coated Wood (Non-Cetol Marine Products):

Remove all existing coatings before applying Cetol. To remove old coating, either sand with 120-180 grit sandpaper or use Interlux Interstrip 299E chemical stripper specifically designed for marine use. Once previous coating is removed, follow instructions for New Exterior/Interior Wood.

Exterior – Weathered Wood or Previously Oiled Wood:

To ensure proper adhesion of Cetol products on weathered or previously oiled wood, use Interlux Premium Teak Restorer with a nylon scuffing pad as per instructions on label. Be sure to rinse the wood well with clean water to remove surface dirt and allow to dry thoroughly. This should be followed by the preparation procedures for New Exterior/Interior Wood.

Blue Fungi and Mildew

Persistent blue fungi or mildew may be treated by using Interlux Premium Teak Restorer with a nylon scuffing pad as per instructions on label. Be sure to rinse the wood well with clean water to remove surface dirt and allow to dry thoroughly for three full days before applying Cetol Marine products.

Application Procedures

Cetol Marine / Cetol Marine Light / Cetol Marine Natural Teak



Follow
preparation
procedures



One coat
Cetol Marine,
Marine Light or
Natural Teak



24 hours



One coat
Cetol Marine,
Marine Light or
Natural Teak



24 hours



One coat
Cetol Marine,
Marine Light or
Natural Teak

Always allow 24 hours drying time between coats. It is not recommended to sand in between coats of Cetol on exterior wood. This will lower the overall layer thickness, which is very important for effective product performance. For a smoother finish, scuff the surface lightly with a nylon scuffing pad. If you sand between coats apply a fourth coat of Cetol to compensate for the reduced layer thickness.

To achieve a non-skid surface, evenly sprinkle Interlux® Intergrip 2398c Polymeric No-Skid Compound onto the wet surface immediately after applying the second coat of Cetol. If needed, do the same after the third coat as well. The addition of Intergrip 2398c will reduce the life of the Cetol Marine, Marine Light or Cetol Marine Natural Teak may require more frequent reapplication and additional maintenance coats. All coats of Cetol Marine, Marine Light or Cetol Marine Natural Teak should be applied within a 1-2 week period.

Cetol Marine Gloss



Follow
preparation
procedures



One coat
Cetol Marine,
Marine Light or
Natural Teak



24 hours



One coat
Cetol Marine,
Marine Light or
Natural Teak



24 hours



One coat
Cetol Marine,
Marine Light or
Natural Teak



24 hours



One coat
Cetol Marine
Gloss



24 hours



One coat
Cetol Marine
Gloss

If a high gloss finish is desired, Cetol Marine Gloss can be applied after the initial application of three coats of Cetol Marine, Marine Light or Cetol Marine Natural Teak. Cetol Marine Gloss should never be applied on a deck as the surface will become dangerously slippery when wet.

If a brilliant high gloss finish is desired, lightly sand between coats of Cetol Marine Gloss using 220-320 grit sandpaper. In this case, Sikkens recommends the application of a third coat of Cetol Marine Gloss to compensate for the reduced layer thickness. Apply all coats within 1-2 weeks.

Maintenance

Maintaining wood surfaces coated with Cetol Marine products generally requires little effort if regular inspections are made, if any problem areas are attended to right away, and if the maintenance coats are routinely applied. If the coating is allowed to weather beyond the regular maintenance period of one year, returning the surface to excellent condition will be more difficult. Regular attention is necessary for long-term performance of Cetol Marine products.

Exterior

Before application of a maintenance coat of Cetol, clean the entire surface with Interlux® All-Purpose Boat Soap to remove any surface contaminants as per instructions on label. If mildew is present, use Interlux Premium Teak Restorer with a nylon scuffing pad, as per instructions on label. Be sure to rinse the wood well with clean water to remove surface dirt and allow to dry thoroughly. Cetol Marine Gloss should be sanded to a dull finish using 220-320 grit sandpaper. Remove all dust before applying the maintenance coat of Cetol Marine, Cetol Marine Light, Cetol Marine Natural Teak or Cetol Marine Gloss.

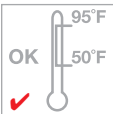
Interior

Apply a coat of Cetol as visually required. Before application of the maintenance coat, wash the surface with Interlux All-Purpose Boat Soap, as per instructions on label, then sand the surface lightly with 220-320 grit sandpaper. Be sure to remove all sanding dust with a vacuum. Once clean, apply the maintenance coat.

Special Notes

Before applying any Cetol Marine products, prepare a three coat test sample on your wood to confirm desired color results. To achieve optimal color results, always use the same Cetol Marine product initially applied when over-coating or applying maintenance coats. For detailed information on all Cetol Marine products, always refer to the Material Safety Data Sheet and Product Technical Data Sheet.

Application Do's



When temp is
50°F to 95°F



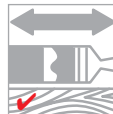
Saturate
all end grains



Apply
liberal coats



Maintain
a wet edge

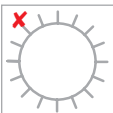


Apply in
direction of grain



Use a long haired
natural bristle brush

Application Don'ts



In direct sunlight



When surface is
hot to touch



When dew
is present



In wet
weather



Moisture
>18%



Below the
waterline

International Paint LLC, 2270 Morris Avenue, Union NJ 07083

Tel: 1 908 686-1300 Fax: 1 908 686-8545

Technical Service: 1 800 468-7589

www.yachtpaint.com

SCMR06

